





Southwest Windpower Products at a Glance

Southwest Windpower
Renewable Energy Made Simple

1801 W. Route 66
Flagstaff, AZ 86001 USA
928.779.9463






























































www.airbreeze.com
www.windenergy.com
www.skystreamenergy.com

-  Marine Version
-  Land Version
-  Battery Charging
-  Utility Connection

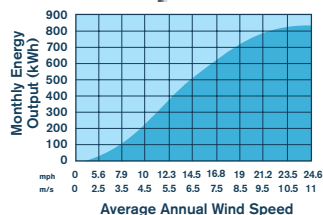
SPECIFICATIONS

| | | | | | |
|-------------------------|---|---|---|---|--|
| Rated Power | 2400 Watts at 29 mph (13 m/s) | 200 Watts at 28 mph (12.5 m/s) | 900 Watts at 28 mph (12.5 m/s) | 1000 Watts at 28 mph (12.5 m/s) | 3000 Watts at 24 mph (10.7 m/s) |
| Monthly Output | 400 kWh/mo @ 12 mph (5.4 m/s) | 38 kWh/month @ 12 mph (5.4 m/s) | 100 kWh/month @ 12 mph (5.4 m/s) | 200 kWh/month @ 12 mph (5.4 m/s) | 538 kWh/month at 12 mph (5.4 m/s) |
| Rotor Diameter | 12 ft (3.7 m) | 46 in (1.17 m) | 7 ft (2.1 m) | 9 ft (2.7 m) | 15 ft (4.5 m) |
| Mount | 5.047 in (128.19 mm) ID schedule 40 pipe | 1.9 in (48.26 mm) OD schedule 40 pipe | 2.469 in (62.71 mm) ID schedule 40 pipe | 2.469 in (62.71 mm) ID schedule 40 pipe | 5.047 in (128.19 mm) ID schedule 40 pipe |
| Startup Wind Speed | 8 mph (3.5 m/s) | 6 mph (2.68 m/s) ¹ | 7.5 mph (3.4 m/s) | 7 mph (3.1 m/s) | 7.5 mph (3.4 m/s) |
| Survival Wind Speed mph | 140 mph (63 m/s) | 110 mph (49.2 m/s) | 120 mph (54 m/s) | 120 mph (54 m/s) | 120 mph (54 m/s) |
| Voltage | 120-240 VAC 50-60 Hz | 12, 24 and 48 VDC | 12, 24 36, or 48 VDC | 12, 24 36, 48 VDC (high voltage avail.) | 24, 32, 48 VDC (high voltage avail.) |
| Overspeed Protection | Patented electronic stall regulation ² | Patented electronic stall regulation ² | Patented side-furling ² | Patented side-furling ² | Patented side-furling ² |
| Weight (turbine only) | 170 lb (77 kg) | 13 lb (5.9 kg) | 47 lb (21 kg) | 65 lb (30 kg) | 155 lb (70 kg) |
| Warranty | 5 year limited | 3 year limited | 5 year limited | 5 year limited | 5 year limited |

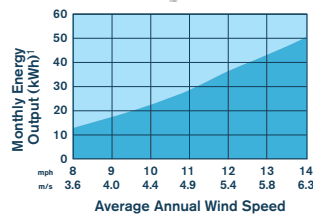
APPLICATION

| | | | | | |
|-------------------------|---|---|---|---|---|
| |   |  |  |  |  |
| Remote Home/Cabin |  |  |  |  |  |
| Seaside Home/Cabin |  |  |  |  |  |
| Sailboats | |  | | | |
| Water Pumping | | | |   | |
| Island Electrification |  |  |  |  |  |
| Village Electrification |   |   |   |   |  |
| Remote Monitoring |  |  |  |  |  |
| Offshore Platforms |  |  |  |  |  |
| Eco Resorts |   |   |   |   |  |
| Remote School/Clinic |   |   |   |   |  |

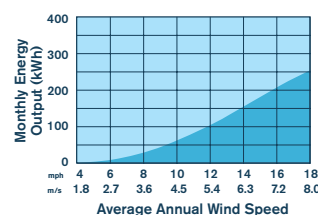
Skystream 3.7[®]



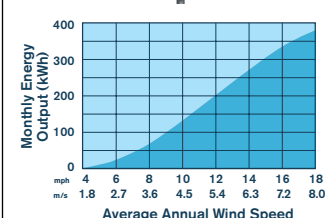
Air Breeze[™]



Whisper 100[™]



Whisper 200[™]



Whisper 500[™]

